



















































1. Are you completing this questionnaire as a...

		Response Percent	Response Count
Coach		33.5%	2,806
Official		66.5%	5,558
answered question			8,364
skipped question			0



2. What state are you affiliated with...

		Response Percent	Response Count
Alabama		2.7%	222
Alaska		0.0%	1
Arizona		0.6%	54
Arkansas		0.2%	16
California		1.1%	95
Colorado		2.3%	194
Connecticut		4.4%	371
Delaware		0.2%	17
District of Columbia		0.0%	4
Florida		9.6%	799
Georgia		0.1%	5
Hawaii		0.1%	9
Idaho		0.6%	53
Illinois		0.4%	31
Indiana		7.7%	641
Iowa		1.0%	83
Kansas		1.9%	162
Kentucky		1.4%	116
Louisiana		0.1%	7
Maine		0.2%	20
Maryland		5.6%	468
Massachusetts		5.5%	458



Michigan		7.7%	641
Minnesota		0.0%	1
Mississippi		0.1%	12
Missouri		4.0%	338
Montana		0.5%	44
Nebraska		1.2%	98
Nevada		0.4%	34
New Hampshire		2.7%	227
New Jersey		6.9%	573
New Mexico		2.1%	176
New York		4.6%	388
North Carolina		0.2%	17
North Dakota		0.4%	37
Ohio		9.5%	798
Oklahoma		0.1%	7
Oregon		2.6%	220
Pennsylvania		1.3%	111
Rhode Island		1.0%	85
South Carolina		1.6%	133
South Dakota		0.0%	1
Tennessee		1.2%	103
Texas		0.4%	30
Utah		1.5%	124
Vermont		0.1%	11
Virginia		2.6%	217
Washington		0.0%	3

West Virginia		0.8%	68
Wisconsin		0.4%	34
Wyoming		0.1%	7
answered question			8,364
skipped question			0



3. Allowing each team to substitute an unlimited number of players from the bench when a player is removed from the field.

		Response Percent	Response Count
Yes		80.1%	6,347
No		19.9%	1,578
answered question			7,925
skipped question			439



4. Players who exhibit signs, symptoms or behaviors consistent with a concussion being immediately removed from the contest and not returning to play before being cleared by an appropriate health-care professional.

		Response Percent	Response Count
Yes		95.4%	7,569
No		4.6%	364
answered question			7,933
skipped question			431



5. Beginning in the fall 2013 season, the home team being required to wear single, solid white jerseys and socks.

		Response Percent	Response Count
Yes		50.8%	4,024
No		49.2%	3,890
answered question			7,914
skipped question			450



6. Beginning in the fall 2012 season, all jerseys (including that of the goalkeeper) being numbered on the back with a different Arabic number.

		Response Percent	Response Count
Yes		76.6%	6,050
No		23.4%	1,848
answered question			7,898
skipped question			466



7. Permitting only names, patches, emblems, logos or insignias that reference the school on the team uniform.

		Response Percent	Response Count
Yes		80.1%	6,321
No		19.9%	1,569
answered question			7,890
skipped question			474



8. Requiring hard and unyielding items on hand, wrist, forearm, elbow, upper arm, or shoulder to be covered with a closed cell, slow-recovery foam padding no less than ½-inch thick.

		Response Percent	Response Count
Yes		94.4%	7,418
No		5.6%	442
answered question			7,860
skipped question			504



9. Requiring all permissible artificial limbs to be padded with a closed-cell, slow-recovery foam padding no less than ½-inch thick.

		Response Percent	Response Count
Yes		93.1%	7,319
No		6.9%	540
answered question			7,859
skipped question			505



10. Allowing the referee to correct the clock when an error is detected.

		Response Percent	Response Count
Yes		98.5%	7,774
No		1.5%	120
answered question			7,894
skipped question			470



11. Requiring an opponent to stand at least two yards from the point at which the throw-in is being taken.

		Response Percent	Response Count
Yes		93.0%	7,321
No		7.0%	548
answered question			7,869
skipped question			495



12. The addition of the definition for misconduct that is “Any of the actions by players, substitutes and bench personnel that result in yellow and/or red cards being issued.”

		Response Percent	Response Count
Yes		93.2%	7,315
No		6.8%	536
answered question			7,851
skipped question			513



13. Reducing the number of signals given by the referee from 23 to 8.

		Response Percent	Response Count
Yes		88.6%	6,972
No		11.4%	896
answered question			7,868
skipped question			496



14. No longer requiring a physician's release for those players wearing a cast.

		Response Percent	Response Count
Yes		59.2%	4,672
No		40.8%	3,216
answered question			7,888
skipped question			476



15. Referees not effectively utilizing assistant referees.

		Response Percent	Response Count
Yes		33.3%	2,596
No		66.7%	5,196
answered question			7,792
skipped question			572



16. Players wearing illegal equipment.

		Response Percent	Response Count
Yes		15.9%	1,245
No		84.1%	6,573
answered question			7,818
skipped question			546



17. Players not wearing the approved NOCSAE shinguards.

		Response Percent	Response Count
Yes		29.5%	2,298
No		70.5%	5,483
answered question			7,781
skipped question			583



18. Jerseys made to be tucked into the shorts, not tucked in.

		Response Percent	Response Count
Yes		48.0%	3,748
No		52.0%	4,055
answered question			7,803
skipped question			561



19. Fields with team benches closer than 10 feet to the touchline.

		Response Percent	Response Count
Yes		48.4%	3,767
No		51.6%	4,021
answered question			7,788
skipped question			576



20. Players/coaches using insulting, offensive or abusive language or gestures.

		Response Percent	Response Count
Yes		31.2%	2,433
No		68.8%	5,371
answered question			7,804
skipped question			560



21. NFHS Official Soccer Signals not being used.

		Response Percent	Response Count
Yes		27.0%	2,102
No		73.0%	5,683
answered question			7,785
skipped question			579



22. Increased numbers of yellow and/or red cards.

		Response Percent	Response Count
Yes		17.5%	1,354
No		82.5%	6,394
answered question			7,748
skipped question			616



23. Home teams not providing ball holders.

		Response Percent	Response Count
Yes		54.8%	4,266
No		45.2%	3,519
		answered question	7,785
		skipped question	579



24. Cell phones in the team areas.

		Response Percent	Response Count
Yes		17.7%	1,375
No		82.3%	6,383
		answered question	7,758
		skipped question	606



25. Players removing their jerseys in celebration or protest.

		Response Percent	Response Count
Yes		5.5%	430
No		94.5%	7,339
		answered question	7,769
		skipped question	595



26. Interference from football goal posts when games are played on football fields.

		Response Percent	Response Count
Yes		23.0%	1,795
No		77.0%	5,998
answered question			7,793
skipped question			571



27. Coaching during delays for injuries.

		Response Percent	Response Count
Yes		27.7%	2,157
No		72.3%	5,626
answered question			7,783
skipped question			581



28. Offside being called inconsistently.

		Response Percent	Response Count
Yes		41.7%	3,245
No		58.3%	4,543
answered question			7,788
skipped question			576



29. Game balls without the NFHS Authenticating Mark being provided.

		Response Percent	Response Count
Yes		21.5%	1,670
No		78.5%	6,099
answered question			7,769
skipped question			595



30. Not allowing a substitute until the next opportunity to substitute for an illegally equipped player who has been cautioned.

		Response Percent	Response Count
Yes		68.3%	5,290
No		31.7%	2,457
answered question			7,747
skipped question			617



31. Requiring goalkeepers to wear protective headgear.

		Response Percent	Response Count
Yes		16.5%	1,278
No		83.5%	6,473
answered question			7,751
skipped question			613



32. Requiring goalkeepers to use mouth guards.

		Response Percent	Response Count
Yes		24.7%	1,912
No		75.3%	5,830
answered question			7,742
skipped question			622



33. Requiring team benches to be on the same side of the field.

		Response Percent	Response Count
Yes		76.9%	5,957
No		23.1%	1,785
answered question			7,742
skipped question			622



34. Requiring that games be played in quarters when the heat index exceeds a limit established by the NFHS Sports Medicine Advisory Committee.

		Response Percent	Response Count
Yes		42.8%	3,314
No		57.2%	4,422
answered question			7,736
skipped question			628



35. Recommending the double-dual/three-whistle system be utilized when three referees are available.

		Response Percent	Response Count
Yes		34.3%	2,632
No		65.7%	5,040
answered question			7,672
skipped question			692



36. Requiring that visiting team jerseys be of one solid color.

		Response Percent	Response Count
Yes		37.1%	2,866
No		62.9%	4,863
answered question			7,729
skipped question			635



37. Not allowing additions to the team roster after the game begins.

		Response Percent	Response Count
Yes		51.5%	3,981
No		48.5%	3,742
answered question			7,723
skipped question			641



38. Requiring the numbers of all players be included on the roster that is provided to the officials prior to the start of the contest.

		Response Percent	Response Count
Yes		87.2%	6,738
No		12.8%	986
answered question			7,724
skipped question			640



39. Requiring the home team to provide scorers and timers.

		Response Percent	Response Count
Yes		61.3%	4,737
No		38.7%	2,994
answered question			7,731
skipped question			633



40. Adding a definition for stoppage of play.

		Response Percent	Response Count
Yes		57.1%	4,383
No		42.9%	3,297
answered question			7,680
skipped question			684



41. Requiring all coaches and bench personnel to sit if a yellow or red card is received from a team member.

		Response Percent	Response Count
Yes		22.8%	1,745
No		77.2%	5,897
answered question			7,642
skipped question			722



42. Requiring the clock to stop in the last minute of each half when a foul has occurred or a corner kick, goal kick or throw-in is awarded.

		Response Percent	Response Count
Yes		27.4%	2,118
No		72.6%	5,622
answered question			7,740
skipped question			624

43. Allowing coaching to take place during injury delays.

		Response Percent	Response Count
Yes		43.0%	3,324
No		57.0%	4,415
answered question			7,739
skipped question			625

44. Establishing a minimum amount of time allowed for each team to warm up before games.

		Response Percent	Response Count
Yes		57.8%	4,470
No		42.2%	3,263
		answered question	7,733
		skipped question	631